

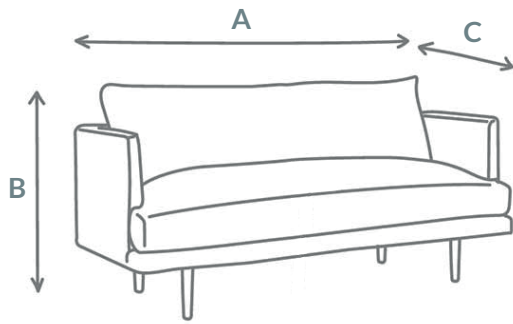


LOVE YOUR HOME

## Will It Fit?

We want to make sure that the piece of furniture you love can fit into your home

The Furniture



### 1 Your chosen piece

Firstly, take down the measurements of your chosen sofa. You can find these in the 'Get to know the...!' section under the images of the product on our website.

A. WIDTH: ..... B. HEIGHT: ..... C. DEPTH: .....

### Remember!

Certain items such as beds and corner sofas are delivered in parts and assembled in situ, so always check with us what the dimensions of each parcel will be. Legs are often removed for delivery too (with the exception of sofa beds) so remember to take this into account in your measurements.

**Note:** Packaging adds approximately 5cm to these measurements on each side, so remember to take this into account when measuring your space. Packaging can be removed for delivery if necessary.

To make sure it can get from the delivery truck, to its new position in your home, let's check the steps along the way...

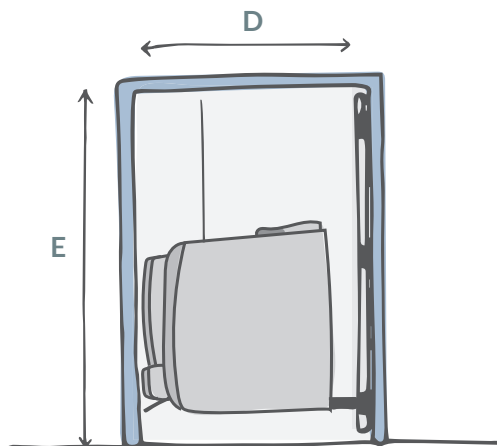
The Journey

### 2 Front Door (or point of entry door)

First thing's first, can it get through the door?

Take the narrowest measurement of the inside of the doorframe and the height, in case it's better to go in on its end.

D. WIDTH: ..... E. HEIGHT: .....



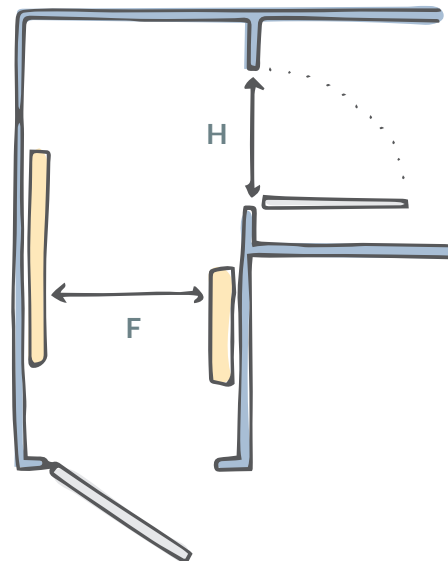
If the width of the door **D** is bigger than the height of the sofa you've chosen **B**, it'll go through your front door. If it won't fit this way, it may go in on its end. If the height of your doorway **E** is greater than the sofa's width **A**, then this option will work for you.

### 3 Hallway

Look for the narrowest measurement part on this journey **F**. Consider radiators, pipes or any other potential obstructions that cannot be moved. The height of your sofa **B** needs to be smaller than these measurements.

F. WIDTH: ..... G. HEIGHT: .....

H. INTERNAL DOORWAY WIDTH: .....



We're just a phone call away too. If you're not sure about a measurement, just call us and we'll be happy to talk you through it.

love-your-home.co.uk · 01483 410007 · Showroom - Fox Barn, Peper Harow, Godalming, Surrey, GU8 6BQ



# LOVE YOUR HOME

## Will It Fit?

The Journey

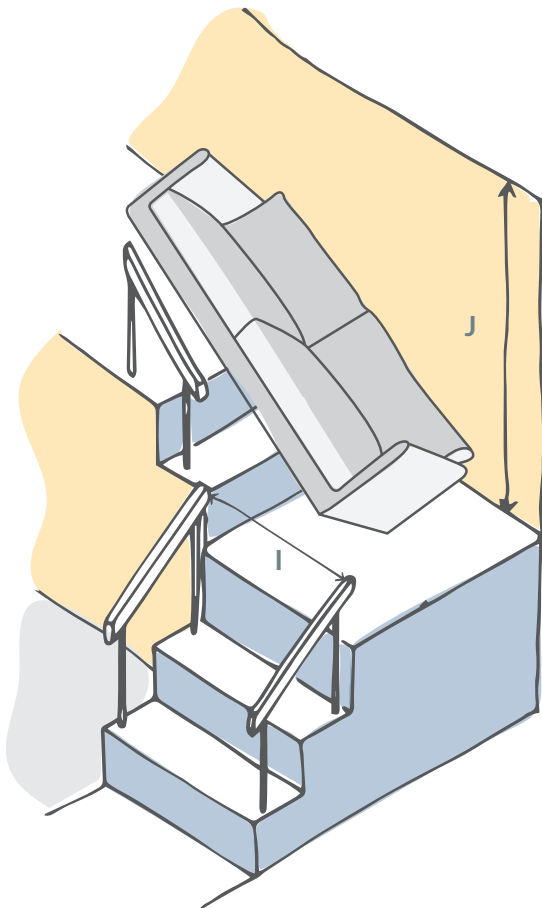
4

### Stairs

Take the narrowest measurement which may be between a bannister and the ceiling, or a light fixture. Check the space on the landing for the ability to manoeuvre the furniture at the top.

I. WIDTH: ..... J. HEIGHT: .....

As long as the width of the stairs **I** is greater than the height of your sofa **B**, then it should fit. If we need to lift the sofa over any bannisters ensure the distance between the bannisters and ceiling is greater than your sofa's depth **C**.



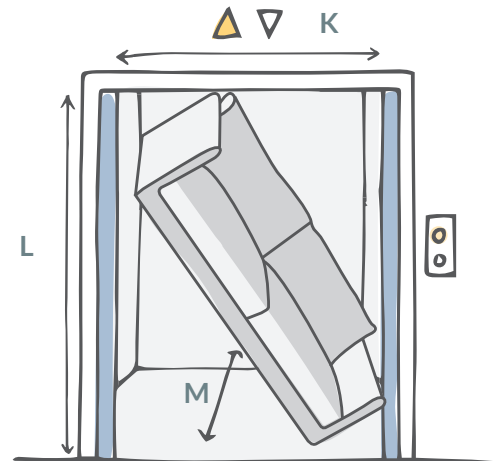
5

### Lift

If there's a lift involved in the journey, we'll need to take that into account too. The width, height and depth will need to be noted down to ensure it can get where it needs to go.

K. WIDTH: ..... L. HEIGHT: ..... M. DEPTH: .....

In a similar way to the front door, we'll need to check we can get in the lift, we also have to check there's room once the doors are shut, so don't forget the internal depth too **M**.



As long as these measurements are bigger than the furniture dimensions, it will fit in the lift.

6

### In the room

Mark out the space the new piece needs on the floor with masking tape or newspaper. It's so much easier to see if you're happy with how big it looks in real life.

## All Measured Up?

If it looks like your sofa will fit, that's great! Please get in touch to place your order or for further advice. Won't Fit? Don't worry, we offer lots of potential solutions, from bespoke sizing to manufacturing your sofa in parts. Please call to discuss the options.